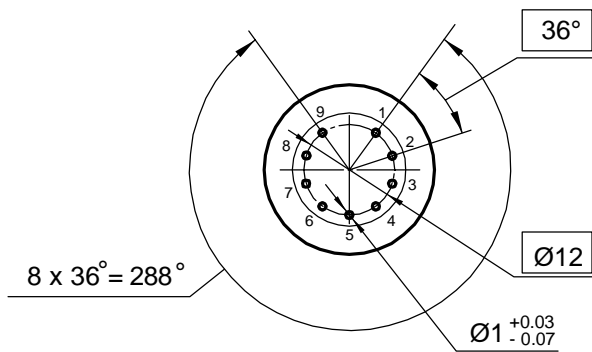
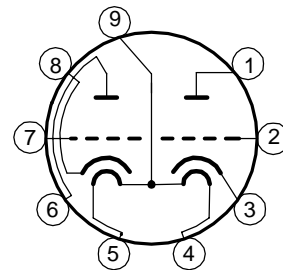


Vacuum tube 12AX7/ECC83 Mullard is a miniature double triode with equipotential cathodes, designed to amplify low frequency voltage in the output stages of HI-FI audio.

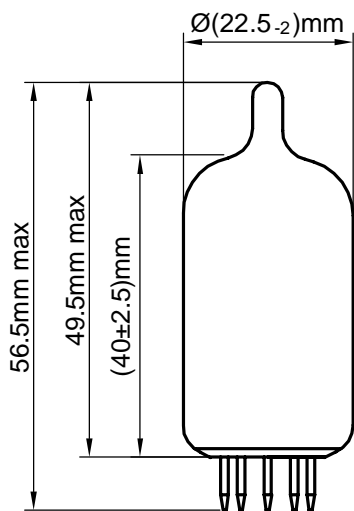
Pin arrangement



Electrode -to - lead connection diagram



Dimensions



Lead designation	Name of electrode
1	Second triode plate
2	Second triode grid
3	Second triode cathode
4,5,9	Heater
6	First triode plate
7	First triode grid
8	First triode cathode

Electrical parameters

Parameters, conditions and units	Nominal	
	min	max
Heater current, mA at: filament voltage 6.3 V at: filament voltage 12.6 V	350 175	390 195
Grid back current, μA (at: filament voltage 6.3 V or 12.6 V, plate voltage 250 V, grid voltage minus 2.0 V, resistance in grid circuit 1.0 M Ω)	—	0.2
Plate current, mA, (at: filament voltage 6,3 V or 12,6 V, plate voltage 250 V, grid voltage minus 2.0 V)	0.75	2.1
First and second triodes plate current difference, % (at: filament voltage 6.3 V or 12.6 V, plate voltage 250 V, grid voltage minus 2.0 V)	—	± 20
Plate current at the beginning of the characteristic, μA (at: filament voltage 6.3 V or 12.6 V, plate voltage 250 V, grid voltage minus 4.5 V)	—	30
Slope of characteristic, mA/V (at: filament voltage 6.3 V or 12.6 V, plate voltage 250 V, grid voltage minus 2.0 V)	1.4	—
Amplification factor (at: filament voltage 6.3 V or 12.6 V, plate voltage 250 V, grid voltage minus 2.0 V)	83	—
Cathode - heater insulation resistance, M Ω (at: filament voltage 6.3 V or 12.6 V, cathode -heater voltage ± 200 V)	20	—

Maximum permissible operating conditions

Parameters, units	Nominal	
	min	max
Filament voltage, V for parallel connection for series connection	6 12	6.6 13.2
Plate voltage, V	—	330
Cathode - heater voltage, V	—	± 200
Cathode current, mA	—	9
Power dissipation at the plate of each triode, W	—	1.2
Grid circuit resistance for each of the triodes, M Ω fixed bias self - bias	— —	1.0 2.2