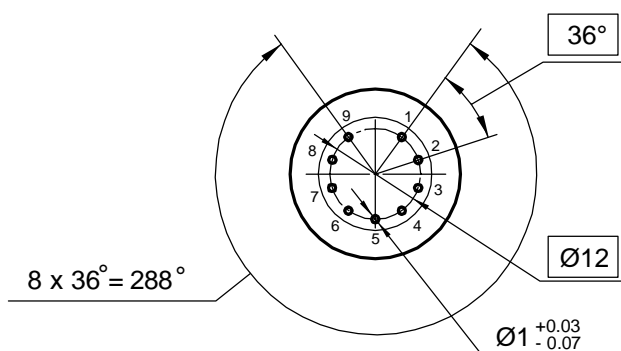
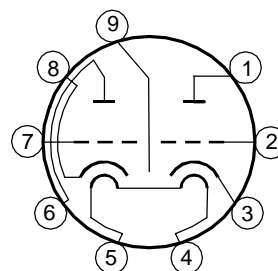


Vacuum tube 6AQ8EH is a miniature twin triode with equipotential cathodes, designed to amplify low frequency voltage in radio engineering devices.

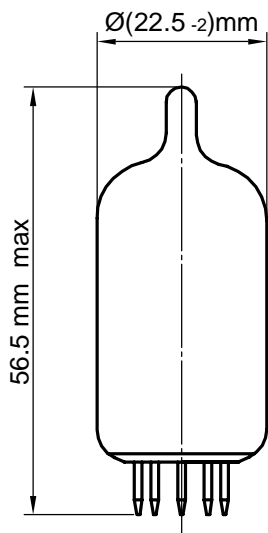
Pin arrangement



Electrode -to - lead connection diagram



Dimensions



Lead designation	Name of electrode
1	Second triode plate
2	Second triode grid
3	Second triode cathode
4, 5	Heater
6	First triode plate
7	First triode grid
8	First triode cathode
9	Screen

Electrical parameters

Parameters, conditions and units	Nominal	
	min	max
Heater current, mA	400	485
Grid reverse current, μA , (at: filament voltage 6.3 V, plate voltage 250 V, grid voltage minus 2.3 V, resistance in grid circuit 0.25 M Ω)	—	0.2
Plate current, mA, (at: filament voltage 6.3 V, plate voltage 250 V, grid voltage minus 2.3 V)	7	14
First and second triodes plate current difference, % (at: filament voltage 6.3 V, plate voltage 250 V, grid voltage minus 2.3 V)	—	± 30
Plate current at the beginning of the characteristic, μA (at: filament voltage 6.3 V, plate voltage 250 V, grid voltage minus 12 V)		50
Slope of characteristic, mA/V (at: filament voltage 6.3 V, plate voltage 250 V, grid voltage minus 2.3 V)	4.5	6.9
Amplification factor (at: filament voltage 6.3 V, plate voltage 250 V, grid voltage minus 2.3 V)	44	—
Cathode - heater insulation resistance, M Ω (at: filament voltage 6.3 V, cathode -heater voltage ± 200 V)	20	—

Limiting Values

Parameters, units	Nominal	
	min	max
Filament voltage, V	6	6.6
Plate voltage, V	—	300
Cathode - heater voltage, V	—	± 200
Cathode current, mA	—	15
Power dissipation at the plate of each triode, W	—	2.5
Grid circuit resistance for each of the triodes, M Ω fixed bias	—	0.25
self - bias	—	1.0
Grid voltage, negative, V	—	100

