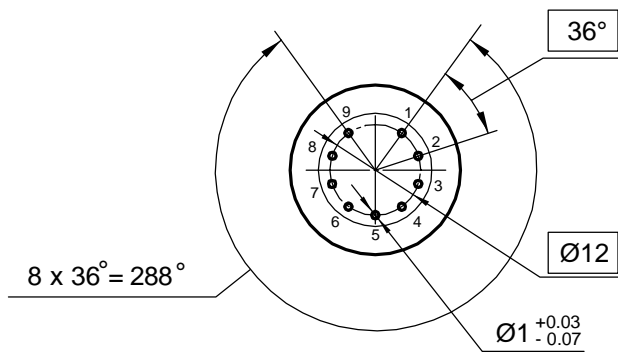
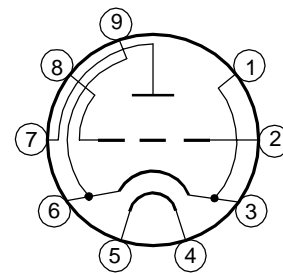


Vacuum tube 6C45Pi -EB/6C45Π -E is a miniature high frequency triode with equipotential cathode, with high slope, designed for broadband voltage amplification in radio engineering devices.

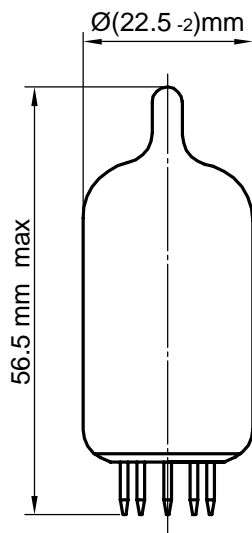
Pin arrangement



Electrode -to - lead connection diagram



Dimensions



Lead designation	Name of electrode
1, 3, 6, 9	Cathode
2, 8	Grid
4, 5	Heater
7	Plate

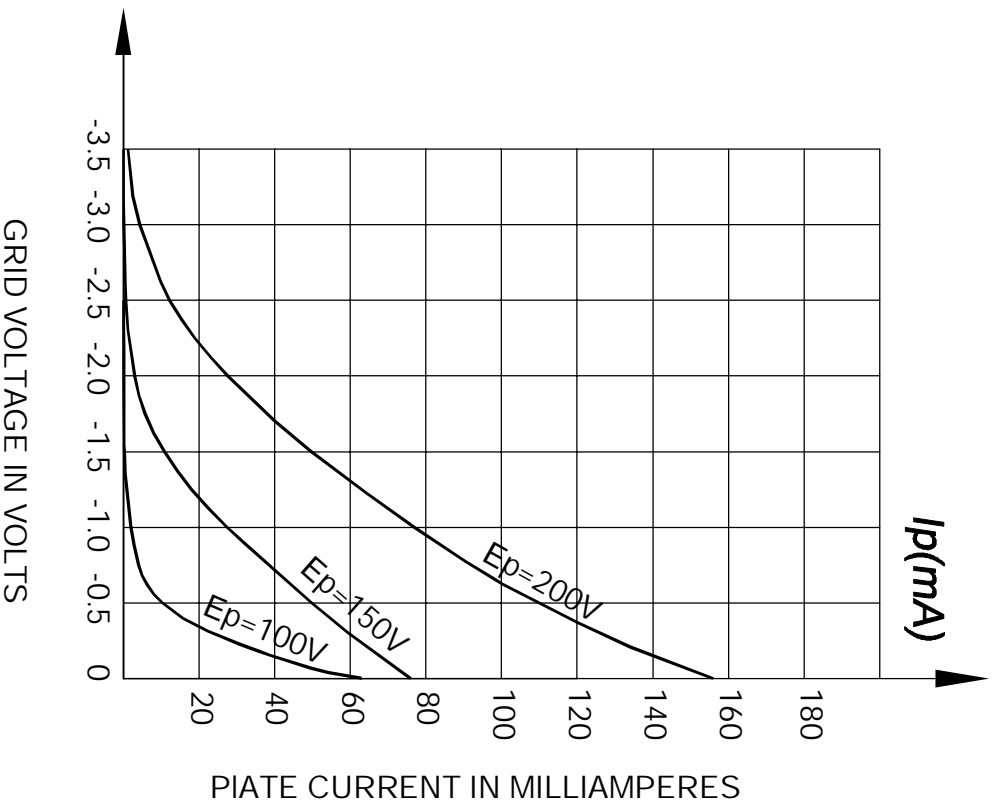
## Electrical parameters

Parameters, conditions and units	Nominal	
	min	max
Heater current, mA	410	470
Grid reverse current, $\mu\text{A}$ , ( at: filament voltage 6.3 V, plate voltage 150 V, grid voltage minus 2 V, resistance in grid circuit 0.15 M $\Omega$ )	—	0.5
Plate current, mA, ( at: filament voltage 6.3 V, plate voltage 150 V, resistance in cathode circuit 30 $\Omega$ )	26	54
Slope of characteristic, mA/V ( at: filament voltage 6.3 V, plate voltage 150 V, resistance in cathode circuit 30 $\Omega$ )	32	—
Amplification factor ( at: filament voltage 6.3 V, plate voltage 150 V, resistance in cathode circuit 30 $\Omega$ )	36	68
Plate current at the beginning of the characteristic, $\mu\text{A}$ ( at: filament voltage 6.3 V, plate voltage 150 V, grid voltage minus 2 V )		10
Cathode - heater insulation resistance, M $\Omega$ ( at: filament voltage 6.3 V, cathode -heater voltage $\pm 100$ V )	5	

## Limiting Values

Parameters, units	Nominal	
	min	max
Filament voltage, V	5.7	6.6
Plate voltage, V	—	150
Cathode - heater voltage, V	—	$\pm 100$
Cathode current, mA	—	60
Power dissipation at the plate of each triode, W	—	7.8
Grid circuit resistance , M $\Omega$		0.15
Temperature at the most heated part of the envelope, K $^{\circ}$	—	483

$I_p=f(E_g)$   
 $E_f=6.3V$



$I_p=f(E_p)$   
 $E_f=6.3V$

